



Maintenance-Free Rechargeable Sealed Lead-Acid Battery



HR4-12

(16W/Cell 15Min Rate)

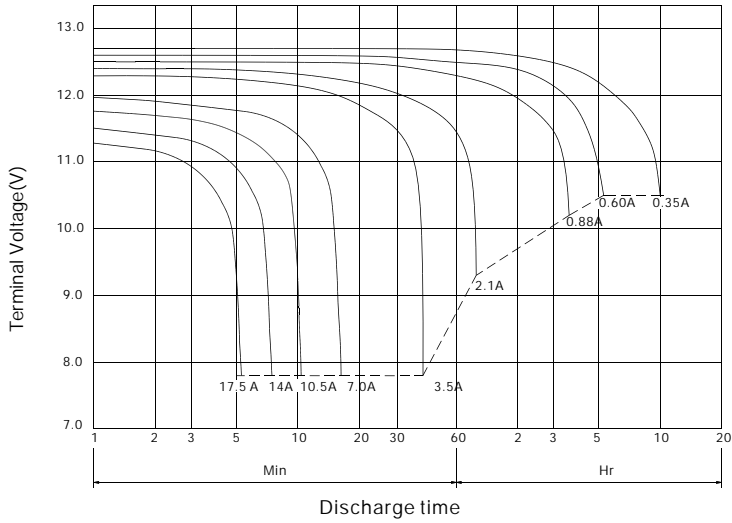
For High Rate Discharge

The battery is constructed by plates, separators, safety valves and container. Since the electrolyte is held by a glass-mat separator and plates, the battery can use in any direction and position without leakage.

PERFORMANCE SPECIFICATIONS

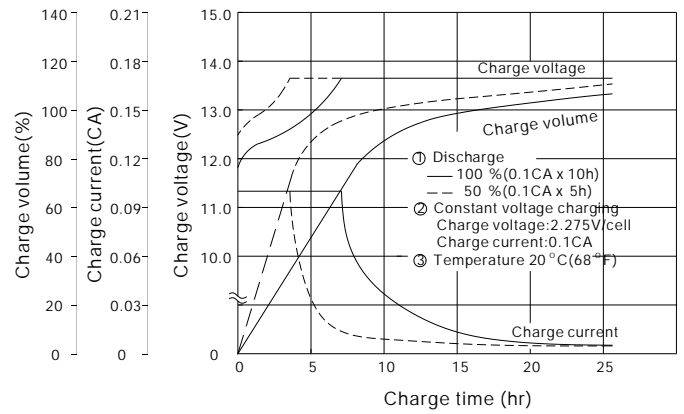
Nominal Voltage(V).....	12 volts(6cells in series)
Nominal Capacity(AH)	
10 Hour rate F.V.(1.75V/cell) (350mA to10.50volts)	3.5A.H.
15 Min rate F.V.(1.30V/cell) (96W to 7.80volts)	2.0A.H.
Approximate Weight1450g(3.20lbs.)
Terminal	
Standard.....	Type T1
Optional.....	Type T2
Internal Resistance (Fully Charged Battery).....	<20m Ω
Maximum Discharge Current For 5 sec.(A).....	52.5A
Maximum Charge Current(A).....	1.05A
Ambient Temperature	
Charge.....	0°C(32°F)~40°C(104°F)
Discharge.....	-20°C(-4°F)~50°C(122°F)
Storage.....	-20°C(-4°F)~40°C(104°F)
Vibration test:	
Frequency: 16.7HZ	
Amplitude: 4mm	
Vibrate the battery horizontally or vertically for 60 minutes. The battery have no abnormality.	
Case.....	ABS
Dimension(mm/inch)	
Length ±1.5mm.....	134/5.28
Width ±1.5mm.....	67/2.64
Container Height ±1.5mm.....	60/2.36
Total Height ±2mm.....	66/2.60
Application.....	UPS, Laboratory Equipment, Toy-Cars, Power Packs, Fishing Lights.

HR4-12 Battery discharge characteristics (25 °C/77 °F)



Battery Charging Characteristics

(Typical example of the charge characteristic for the standby use)

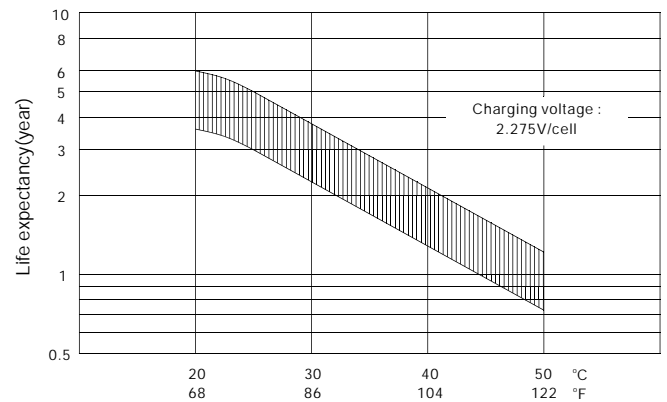


Charging Procedure

Application	Charging method	Charging Voltage at 20 °C (V/cell)	Temperature compensation coefficient of charging voltage (mV/°C/cell)	Max. charging current (CA)	Charging time 0.1CA, 20 °C (h)		Temp (°C)
					100% discharge	50% discharge	
For standby power Source	Constant voltage & Constant current charging (with current restriction)	2.25-2.30	-3	0.3	24	20	0-40 (32-104°F)
For cycle service		2.40-2.50	-4	0.3	16	10	

*Temperature compensation of charging voltage is not needed when using the batteries within 5 °C to 35 °C range.

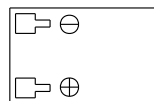
Effect of Temperature on Long Term Float Life



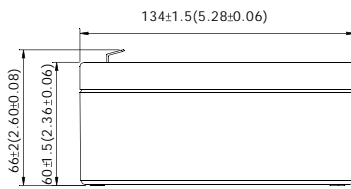
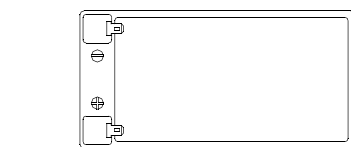
Battery temperature Constant power discharge characteristics at 25 °C/77 °F

Final Voltage	Discharge time							
	5Min	10Min	15Min	20Min	30Min	40Min	50Min	60Min
10.80V	164.0	112.0	81.1	69.2	52.6	40.0	33.4	29.4
10.20V	196.0	125.0	88.2	73.3	54.8	41.5	34.5	30.1
9.60V	210.0	131.5	92.2	76.0	56.0	42.5	35.2	30.6
9.00V	216.0	134.0	94.2	77.2	56.7	43.0	35.6	30.9
8.40V	220.0	135.8	95.3	77.9	57.1	43.3	35.9	31.1
7.80V	222.0	137.0	96.0	78.4	57.4	43.5	36.1	31.2

TERMINAL POSITION

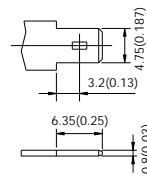


OUTER DIMENSIONS

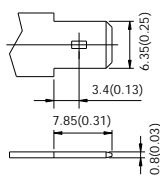


TERMINAL TYPE

Terminal T1



Terminal T2



B.B. BATTERY CO., LTD. Web Site: <http://www.bb-battery.com>

USA :

B & B BATTERY (USA) INC.
6415 RANDOLPH ST. COMMERCE,
CA, 90040 U.S.A.
TEL: 1-323-278-1900 1-800-278-8599
FAX: 1-323-278-1268

CHINA FACTORY:

CHENG DONG TRIAL AREA, HUANG GANG,
RAOPING GUANG DONG, CHINA, 515700
TEL: 86-768-7601001-2
FAX: 86-768-7601469

UK:

B & B BATTERY (UK) CO., LTD.
TEL: 44-161-339-9458
FAX: 44-161-343-7030

HONG KONG:

NATIONAL TRADING LTD.
TEL: 852-2301-3800
FAX: 852-2739-1182

JAPAN:

B & B BATTERY (JAPAN) CO., LTD.
TEL: 81-426-256-537
FAX: 81-426-256-537

TAIWAN:

B & B BATTERY CO., LTD.
TEL: 886-6-5898081-3
FAX: 886-6-5898087



MH19884

