



Maintenance-Free Rechargeable Sealed Lead-Acid Battery



HR8-12

(32W/Cell 15Min Rate)

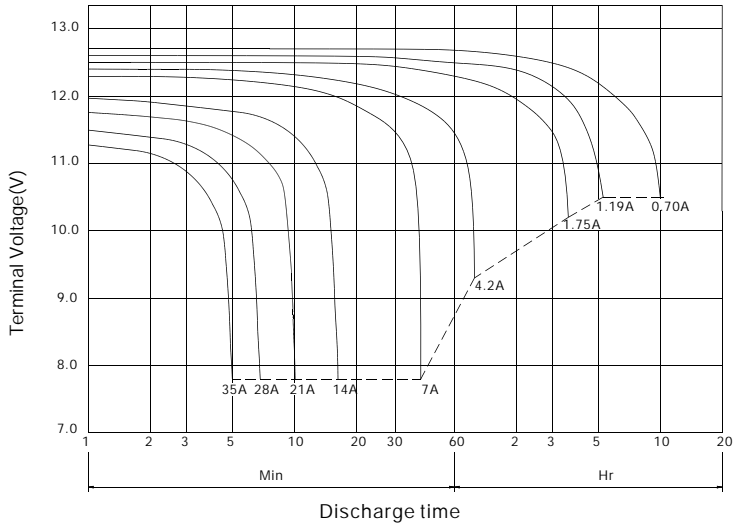
For High Rate Discharge

The battery is constructed by plates, separators, safety valves and container. Since the electrolyte is held by a glass-mat separator and plates, the battery can use in any direction and position without leakage.

PERFORMANCE SPECIFICATIONS

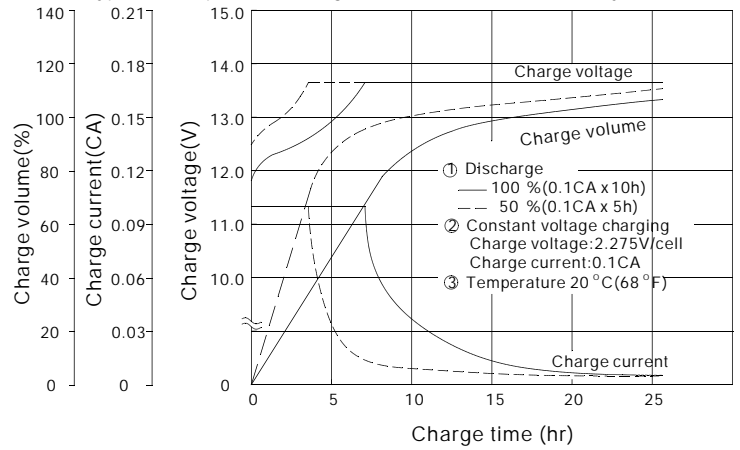
Nominal Voltage(V).....	12 volts(6cells in series)
Nominal Capacity(AH)	
10 Hour rate F.V.(1.75V/cell) (700mA to10.50volts)	7.0A.H.
15 Min rate F.V.(1.30V/cell) (192W to 7.80volts)	4.0A.H.
Approximate Weight2600g(5.73lbs.)
Terminal	
Standard.....	Type T2
Optional.....	Type T1
Internal Resistance (Fully Charged Battery).....	<15mΩ
Maximum Discharge Current For 5 sec.(A).....	105A
Maximum Charge Current(A).....	2.1A
Ambient Temperature	
Charge.....	0°C(32°F)~40°C(104°F)
Discharge.....	-20°C(-4°F)~50°C(122°F)
Storage.....	-20°C(-4°F)~40°C(104°F)
Vibration test:	
Frequency: 16.7HZ	
Amplitude: 4mm	
Vibrate the battery horizontally or vertically for 60 minutes. The battery have no abnormality.	
Case.....	ABS
Dimension(mm/inch)	
Length ±1.5mm.....	151/5.94
Width ±1.5mm.....	65/2.56
Container Height ±1.5mm.....	94/3.70
Total Height ±2mm.....	100/3.94
Application.....	UPS, Laboratory Equipment, Toy-Cars, Power Packs, Fishing Lights.

HR8-12 Battery discharge characteristics (25 °C/77 °F)



Battery Charging Characteristics

(Typical example of the charge characteristic for the standby use)

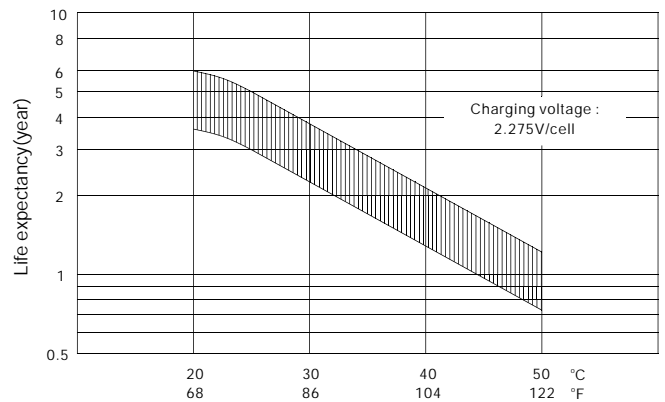


Charging Procedure

Application	Charging method	Charging Voltage at 20 °C (V/cell)	Temperature compensation coefficient of charging voltage (mV/°C/cell)	Max. charging current (CA)	Charging time 0.1CA, 20 °C (h)		Temp (°C)
					100% discharge	50% discharge	
For standby power Source	Constant voltage & Constant current charging (with current restriction)	2.25-2.30	-3	0.3	24	20	0-40 (32-104°F)
For cycle service		2.40-2.50	-4	0.3	16	10	

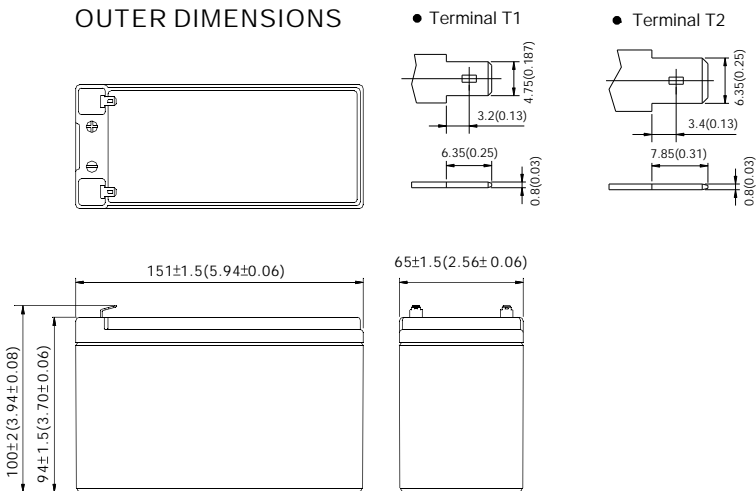
*Temperature compensation of charging voltage is not needed, when using the batteries within 5 °C to 35 °C range.

Effect of Temperature on Long Term Float Life



TERMINAL TYPE mm (inch)

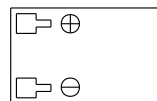
OUTER DIMENSIONS



Battery temperature Constant power discharge characteristics at 25 °C/77 °F

Final Voltage	Discharge time							
	5Min	10Min	15Min	20Min	30Min	40Min	50Min	60Min
10.80V	328.0	224.0	162.2	138.4	105.2	80.0	66.8	58.8
10.20V	392.0	250.0	176.4	146.6	109.6	83.0	69.0	60.2
9.60V	420.0	263.0	184.4	152.0	112.0	85.0	70.4	61.2
9.00V	432.0	268.0	188.4	154.4	113.4	86.0	71.2	61.8
8.40V	440.0	271.6	190.6	155.8	114.2	86.6	71.8	62.2
7.80V	444.0	274.0	192.0	156.8	114.8	87.0	72.2	62.4

TERMINAL POSITION



B.B. BATTERY CO., LTD. Web Site: <http://www.bb-battery.com>

USA :

B&B BATTERY (USA) INC.
6415 RANDOLPH ST. COMMERCE,
CA, 90040 U.S.A.
TEL: 1-323-278-1900 1-800-278-8599
FAX: 1-323-278-1268

UK:

B & B BATTERY (UK) CO., LTD.
TEL: 44-161-339-9458
FAX: 44-161-343-7030

JAPAN:

B & B BATTERY (JAPAN) CO., LTD.
TEL: 81-426-256-537
FAX: 81-426-256-537

CHINA FACTORY:

CHENG DONG TRIAL AREA, HUANG GANG,
RAOPING GUANG DONG, CHINA, 515700
TEL: 86-768-7601001-2
FAX: 86-768-7601469

HONG KONG:

NATIONAL TRADING LTD.
TEL: 852-2301-3800
FAX: 852-2739-1182

TAIWAN:

B & B BATTERY CO., LTD.
TEL: 886-6-5898081-3
FAX: 886-6-5898087



MH19884

