

SPECIFICATION

To: _____

Model: **JN160H**

Files Code: 160H235151.1A0

SN: 39374958



Please consult us regarding charge and discharge conditions for use and product design prior to the release of a battery-operated product.



1.SYSTEM Rechargeable Ni-MH Button Cells

2.DATA SHEEL

| | | |
|---------------------------|----------|------------|
| Nominal Capacity | 160mAh | |
| Nominal Voltage | 1.2V | |
| Normal Charging | 16mA | for 16h |
| Trickle Charging | 4.8-8mA | continuous |
| Normal Discharging | 32mA | |
| Discharge cut-off Voltage | 1.0V | |
| Operating Temperature | -20~35°C | |

3. TEST CONDITIONS

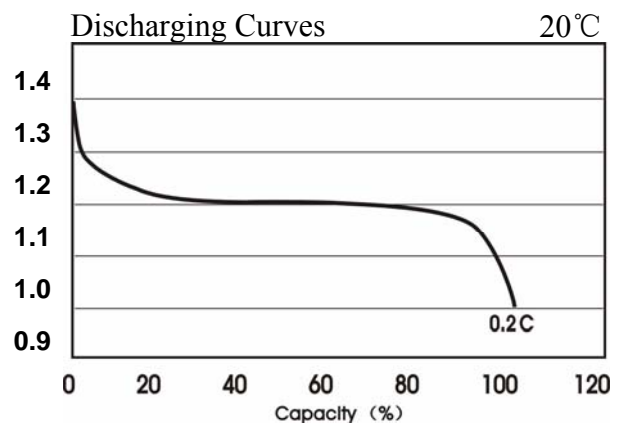
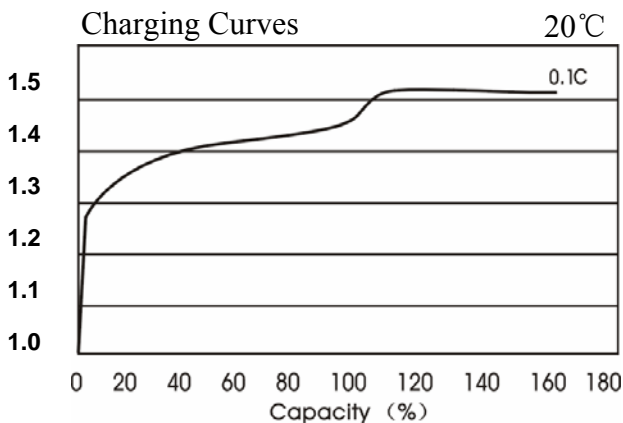
| Test item | Condition | Specification |
|----------------------------------|---|---------------|
| Condition for standard operation | The test is carried out with new batteries (within a month after delivery). ambient conditions: Temperature: 20±5°C Humidity: 65±20% Tolerances ±5% for voltage and current | |
| (1)Normal Charge | charging at a constant current of 0.1C(16mA) for 16h. Prior to charging, the cell shall have been discharged at a constant current of 0.2C(32mA), down to a final voltage of 1.0V/cell. | |
| (2)Open Circuit Voltage (OCV) | After 1 hour normal charge | ≥1.25V |
| (3)Capacity | The cell shall be charged. After charging, the cell shall be stored for 1h,then the cell shall have been discharged at a constant current of 0.2C(32mA), down to a final voltage of 1.0V/cell. five cycles are permitted for this test. | ≥300min |

| | | | | | |
|--------------------------------|--|----------------|------|-------------------|-----------------------------|
| (4)Overcharge | Prior to this test,the cell shall be discharged .The cell shall then be charged at a constant current of 0.1C(16mA)for 48h. After this charging operation,the cell shall be stored 1h,The cell shall then be discharged at a constant current of 0.2C(32mA)to a final voltage of 1.0V/cell. | | | | $\geq 300\text{min}$ |
| (5)Charge retention | The charged cell is stored for 28 days .And the discharge time is measured at normal discharge. | | | | $\geq 225\text{min}$ |
| (6)Life expectancy (IEC cycle) | Cycle number | Charge | Rest | Discharge | Amount of cycles ≥ 500 |
| | 1 | 16mA x 960min | None | 40mA x 140 min | |
| | 2-48 | 40mA x 190 min | None | 40mA x 140 min | |
| | 49 | 40mA x 190 min | None | 40mA to 1.0V/cell | |
| | 50 | 16mA x 960min | 1-4h | 32mA to 1.0V/cell | |
| | Cycles 1 to 50 shall be repeated until the discharge duration on any 50th cycle becomes less than 3h. At this stage, a repeat capacity measurement as specified for cycle 50 shall be carried out.The endurance test is considered complete when two such successive capacity cycles give a discharge duration of less than 3h. [IEC61951-2:(2003)7.4.1.1] | | | | |

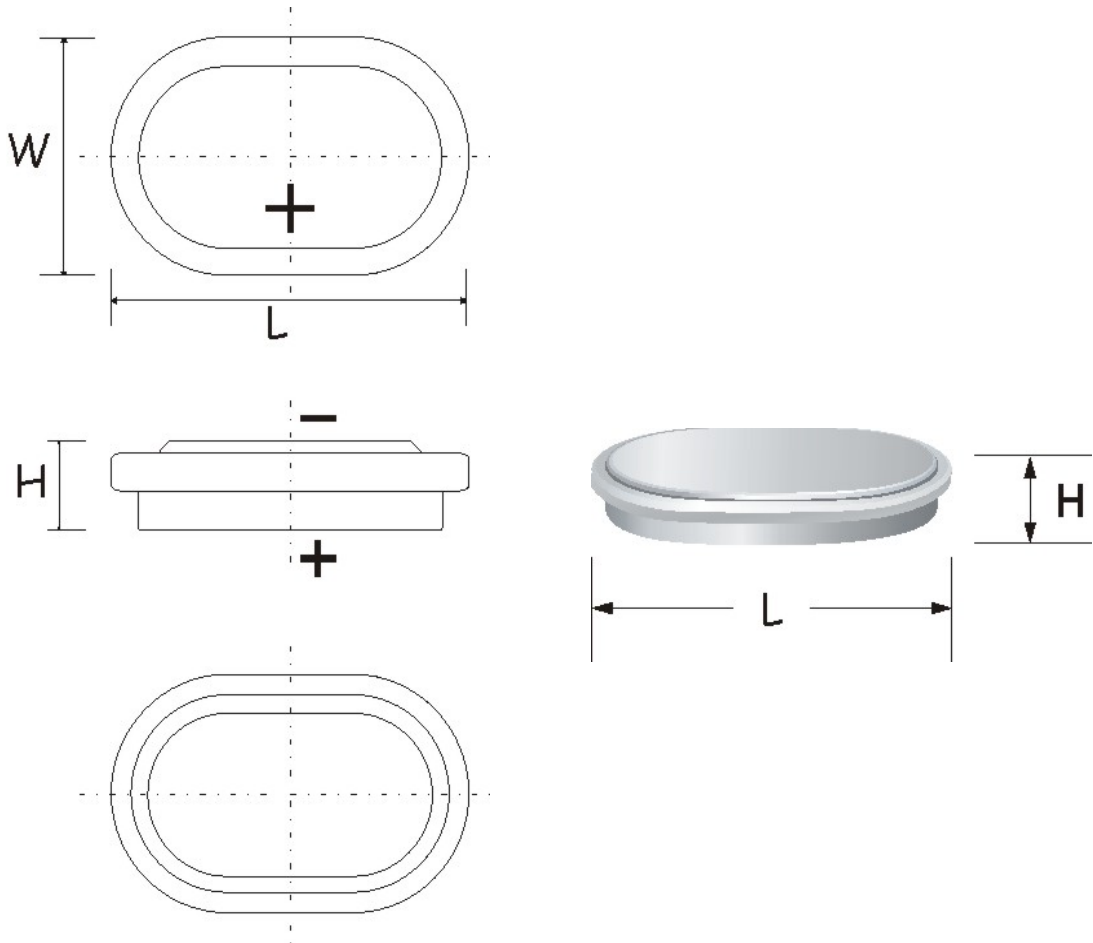
4.PRECAUTION

- 4.1 Never short-circuit or reverse polarity in application.
- 4.2 Avoid throwing cells into a fire or attempting to disassemble them.
- 4.3 This is not safety: use the cell without the specified working temperature range, charge and discharge with more than our specified current.
- 4.4 Do not mix batteries with metal objects during storage or transportation to avoid accidental short-circuit.

5.TYPICAL PERFORMANCE



sn:39374958



| | | | | | | | | | |
|-----------------|--------------|----------------|-----------|------|----------|--|--|--|---------|
| Label | H | LxW | | | | | | | Weight |
| Dimensions (mm) | 5.7 | 23.5x15.1 | | | | | | | 6g |
| Tolerance | Max. | Max. | | | | | | | Approx. |
| DRG. NO. | Tag of Anode | Tag of Cathode | Connector | Wire | PVC Tube | | | | |
| 235151.1A0 | | | | | | | | | |