



Maintenance-Free Rechargeable Sealed Lead-Acid Battery



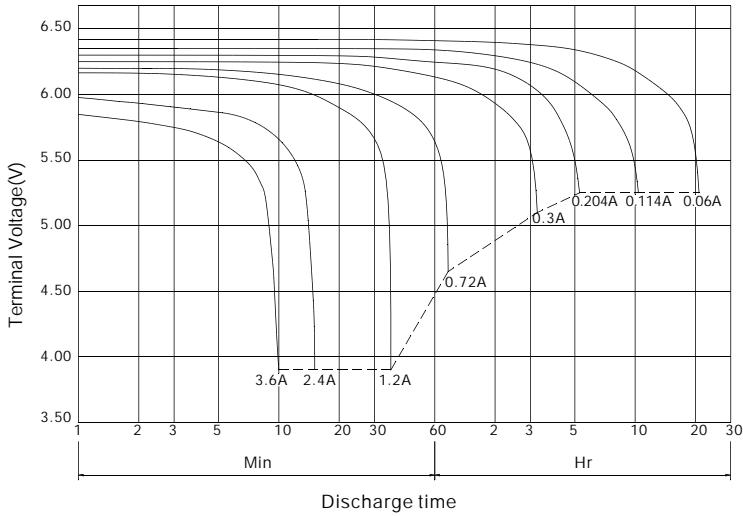
BP1.2-6

The battery is constructed by plates, separators, safety valves and container. Since the electrolyte is held by a glass-mat separator and plates, the battery can use in any direction and position without leakage.

PERFORMANCE SPECIFICATIONS

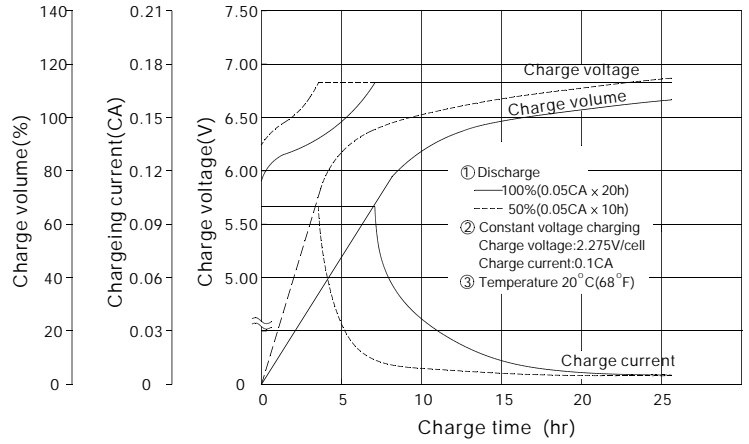
Nominal Voltage(V).....	6 volts(3cells in series)
Nominal Capacity(AH)	
20 hour rate F.V.(1.75V/cell) (60mA to 5.25volts).....	1.2A.H.
10 hour rate F.V.(1.75V/cell) (114mA to 5.25volts).....	1.14A.H.
5 hour rate F.V.(1.75V/cell) (204mA to 5.25volts)	1.02A.H.
1 hour rate F.V.(1.55V/cell) (720mA to 4.65volts).....	0.72A.H.
Approximate Weight.....	300g(0.66lbs.)
Terminal	
Standard.....	Type T1
Internal Resistance (Fully Charged Battery).....	<65m Ω
Maximum Discharge Current For 5 sec.(A).....	18A
Maximum Charge Current(A).....	0.36A
Ambient Temperature	
Charge.....	0°C(32°F)~40°C(104°F)
Discharge.....	-20°C(-4°F)~50°C(122°F)
Storage.....	-20°C(-4°F)~40°C(104°F)
Vibration test:	
Frequency: 16.7 HZ	
Amplitude: 4mm	
Vibrate the battery horizontally or vertically for 60 minutes. The battery have no abnormality.	
Case.....	ABS
Dimension(mm/inch)	
Length ±1.5mm.....	97/3.82
Width ±1.5mm.....	25/0.98
Container Height ±1.5mm.....	51/2.01
Total Height ±2mm.....	56/2.20
Application.....	Security & Burglar Alarm Systems & Equipment, Guide Lights, Transceiver.

BP1.2-6 Battery discharge characteristics (25°C/77°F)



BATTERY CHARGING CHARACTERISTICS

(Typical example of the charge characteristic for the standby use)

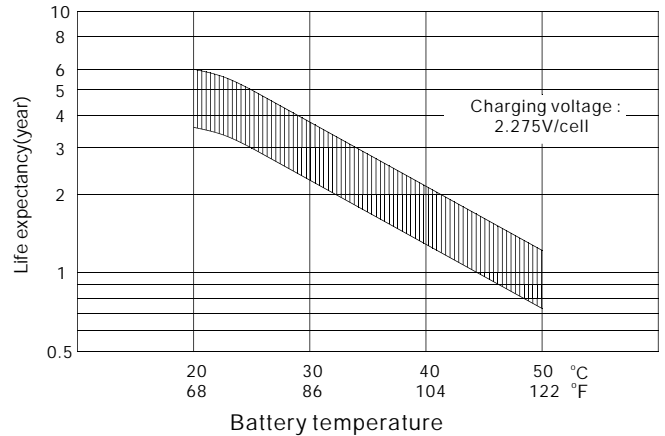


Charging Procedure

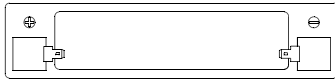
Application	Charging method	Charging Voltage at 20°C (V/cell)	Temperature compensation coefficient of charging voltage (mV/°C/cell)	Max. charging current (CA)	Charging time 0.1CA, 20°C (h)		Temp (°C)
					100% discharge	50% discharge	
For standby power Source	Constant voltage & Constant current charging (with current restriction)	2.25-2.30	-3	0.3	24	20	0-40 (32-104°F)
For cycle service		2.40-2.50	-4	0.3	16	10	

*Temperature compensation of charging voltage is not needed, when using the batteries within 5°C to 35°C range.

Effect of Temperature on Long Term Float Life


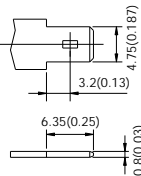


OUTER DIMENSIONS

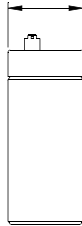


TERMINAL TYPE mm(inch)

- Terminal T1



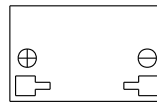
25 ± 1.5(0.98 ± 0.06)



Constant power discharge characteristics at 25°C/77°F

Final Voltage	Discharge time								
	5Min	10Min	15Min	30Min	1Hr	3Hr	5Hr	10Hr	20Hr
5.40V	21.7	16.0	12.8	7.6	4.37	1.75	1.21	0.67	0.35
5.25V	25.1	17.3	13.4	7.9	4.50	1.78	1.22	0.68	0.36
5.10V	26.7	17.9	13.8	8.1	4.58	1.80	1.23	0.69	0.36
4.95V	27.9	18.4	14.1	8.2	4.63	1.81	1.23	0.69	0.36
4.80V	28.8	18.7	14.4	8.3	4.68	1.82	1.24	0.69	0.36

TERMINAL POSITION



B.B. BATTERY CO., LTD. Web Site: <http://www.bb-battery.com>

USA :

B&B BATTERY (USA) INC.
6415 RANDOLPH ST. COMMERCE,
CA, 90040 U.S.A.
TEL: 1-323-278-1900 1-800-278-8599
FAX: 1-323-278-1268

CHINA FACTORY:

CHENG DONG TRIAL AREA, HUANG GANG,
RAOPING GUANG DONG, CHINA, 515700
TEL: 86-768-7601001-2
FAX: 86-768-7601469

UK:

B & B BATTERY (UK) CO., LTD.
TEL: 44-161-339-9458
FAX: 44-161-343-7030

HONG KONG:

NATIONAL TRADING LTD.
TEL: 852-2301-3800
FAX: 852-2739-1182

JAPAN:

B & B BATTERY (JAPAN) CO., LTD.
TEL: 81-426-256-537
FAX: 81-426-256-537

TAIWAN:

B & B BATTERY CO., LTD.
TEL: 886-6-5898081-3
FAX: 886-6-5898087



MH19884

