

SPECIFICATION

To: _____

Model: **JN160H** _____

Files Code: **160H235151.1A0** _____

SN: ***39374958*** _____



Please consult us regarding charge and discharge conditions for use and product design prior to the release of a battery-operated product.



1.SYSTEM Rechargeable Ni-MH Button Cells**2.DATA SHEEL**

Nominal Capacity	160mAh	
Nominal Voltage	1.2V	
Normal Charging	16mA	for 16h
Trickle Charging	4.8-8mA	continuous
Normal Discharging	32mA	
Discharge cut-off Voltage	1.0V	
Operating Temperature	-20~35℃	

3. TEST CONDITIONS

Test item	Condition	Specification
Condition for standard operation	The test is carried out with new batteries (within a month after delivery). ambient conditions: Temperature: 20±5℃ Humidity: 65±20% Tolerances ±5‰ for voltage and current	
(1)Normal Charge	charging at a constant current of 0.1C(16mA) for 16h. Prior to charging, the cell shall have been discharged at a constant current of 0.2C(32mA), down to a final voltage of 1.0V/cell.	
(2)Open Circuit Voltage (OCV)	After 1 hour normal charge	≥1.25V
(3)Capacity	The cell shall be charged. After charging, the cell shall be stored for 1h, then the cell shall have been discharged at a constant current of 0.2C(32mA), down to a final voltage of 1.0V/cell. five cycles are permitted for this test.	≥300min

(4)Overcharge	Prior to this test,the cell shall be discharged .The cell shall then be charged at a constant current of 0.1C(16mA)for 48h. After this charging operation,the cell shall be stored 1h,The cell shall then be discharged at a constant current of 0.2C(32mA)to a final voltage of 1.0V/cell.				≥300min
(5)Charge retention	The charged cell is stored for 28 days .And the discharge time is measured at normal discharge.				≥225min
(6)Life expectancy (IEC cycle)	Cycle number	Charge	Rest	Discharge	Amount of cycles ≥500
	1	16mA x 960min	None	40mA x 140 min	
	2-48	40mA x 190 min	None	40mA x 140 min	
	49	40mA x 190 min	None	40mA to 1.0V/cell	
	50	16mA x 960min	1-4h	32mA to 1.0V/cell	
	Cycles 1 to 50 shall be repeated until the discharge duration on any 50th cycle becomes less than 3h. At this stage, a repeat capacity measurement as specified for cycle 50 shall be carried out.The endurance test is considered complete when two such successive capacity cycles give a discharge duration of less than 3h. [IEC61951-2:(2003)7.4.1.1]				

4.PRECAUTION

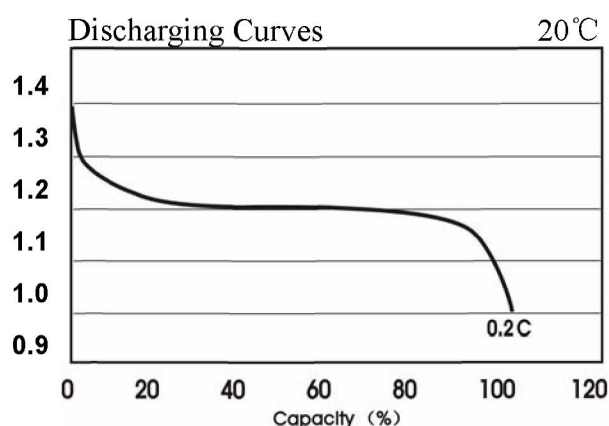
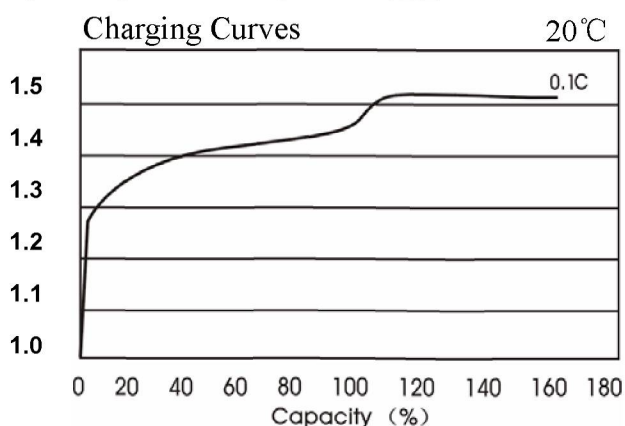
4.1 Never short-circuit or reverse polarity in application.

4.2 Avoid throwing cells into a fire or attempting to disassemble them.

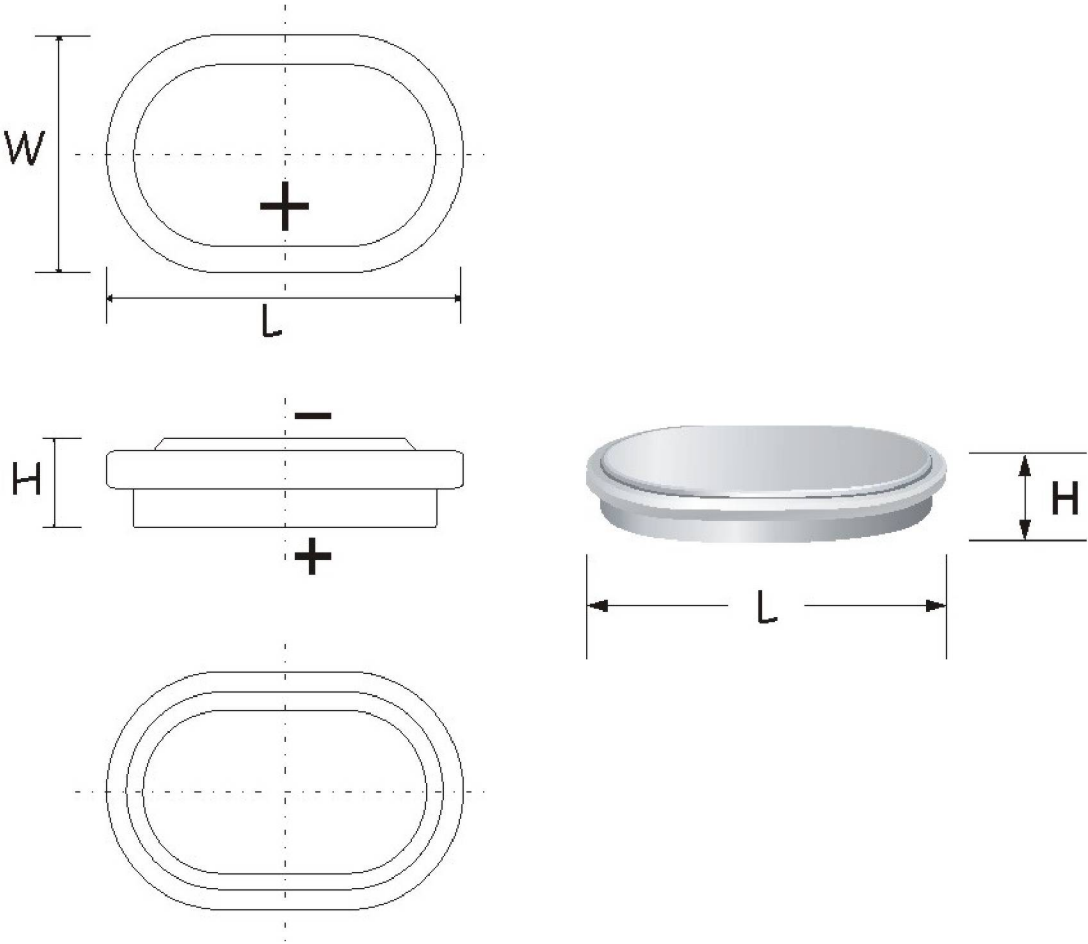
4.3 This is not safety: use the cell without the specified working temperature range, charge and discharge with more than our specified current.

4.4 Do not mix batteries with metal objects during storage or transportation to avoid accidental short-circuit.

5.TYPICAL PERFORMANCE



sn:39374958



Label	H	LxW							Weight
Dimensions (mm)	5.7	23.5x15.1							6g
Tolerance	Max.	Max.							Approx.
DRG. NO.	Tag of Anode	Tag of Cathode	Connector	Wire	PVC Tube				
235151.1A0									